

TRUX Insights

Trux continued to grow in 2024, with more haulers, customers, and product use. Here are the highlights.

HAULER GROWTH

Over 10,000 more verified haulers from roughly 5,000 hauling companies joined Trux last year.

68.8 K verified haulers

27.6 K hauling companies



HAULER ACTIVITY

A record number of haulers took their first shift each day, worked more hours, and hauled more miles last year.

4.8 M hours punched in

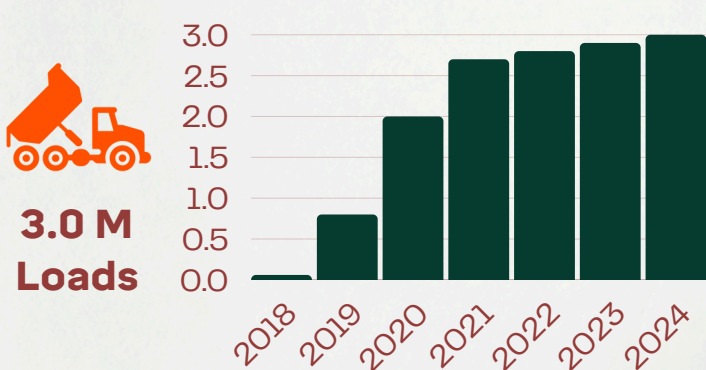
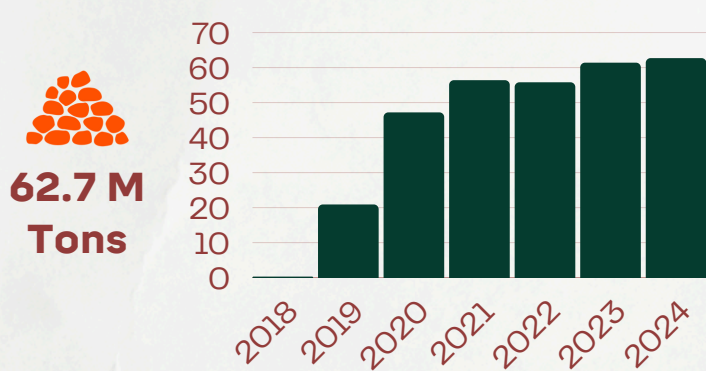
129 M miles driven

34 haulers taking 1st shift each day



PLATFORM GROWTH

More tons and more loads were delivered in 2024.




ACTIVE USERS

More users logged into Trux than ever before.



6.4 K Daily active users



10.0 K Weekly active users



17.0 K Monthly active users

BUSINESS OFFICE

Trux has consolidated 413 K individual hauler invoices into 12 K invoices, saving an estimated 33 hours per week per customer.



CUSTOMER ENGAGEMENT

Over 118 K job site contacts tracked their deliveries.

E-Tickets



Delivery Tracking



Delivery Confirmation

MARKETPLACE

On average, Trux customers sourced 74 third-party haulers from 38 hauling companies on the Trux Marketplace.

